


ROUND FEEDERS & FEED CUPS

Small Capacity Feeders For Any Operation Galvanized & Plastic



Model 209 9-Hole Galvanized Round Feeder. 1" (2.54 cm) deep. Easy to fill. Top snaps on snugly. Ideal for starting small birds. 28 gauge.

Model MJ9 Galvanized Mason Jar Feeder. Just add a one (1) quart small mouth mason jar (not included) to 28 gauge galvanized steel round feeder base. Easy to fill. Great for small birds and chicks.

Model 1QF Plastic Super-Start™ Feeder. Bright color attracts fowl. Lightweight and strong, will not rust or dent, resists sun deterioration. "See through" jug to monitor feed level. Guard reduces feed waste. Individual sections in trough promote harmony. Low profile in base maintains correct feed level. Dome in base center prevents feed bridging. Nests for easy storage.

Models CUPK and CUPQ Feed Cups have tabs for attachment to wire on brooders, cages, batteries and other crates. Cut tabs to fit any cage. Use for small animals as well as poultry. Polyethylene construction is boil and freeze resistant. Can also be used for water. *(See page 10).*

ROUND FEEDER SPECIFICATIONS

Model No.	Description	Approx. Feed Capacity	Approx. Bird Capacity	Overall Size	Pack	Shipping Wt. Lbs.	(kg)
209	8-Hole Galvanized Round Feeder	.5 lbs. (.2 kg)	15 Chicks	7" Dia. (17.8 cm)	36	12	(5.5)
MJ9	Hanging Feeder	1.5 lbs. (.7 kg)	15 Chicks	7" Dia. (17.8 cm)	36	15	(6.9)
1QF	Hanging Feeder Cover	1.5 lbs. (.7 kg)	15 Chicks	7" Dia. (17.8 cm)	36	10	(4.6)


FEED CUP SPECIFICATIONS

Model No.	Description	Approx. Feed Capacity	Approx. Bird Capacity	Overall Size	Pack	Shipping Wt. Lbs.	(kg)
CUPK	Plastic Coop Cup	1 Pint	15 Chicks	3 1/2" W x 4 1/2" L x 2 1/4" H (8.9) x (11.4) x (5.7)	36	6	(2.7)
CUPQ	Plastic Coop Cup	1 Quart	15 Chicks	3 3/4" W x 8" L x 2 1/4" H (9.5) x (20.3) x (5.7)	12	4	(1.8)

Plastic Super-Start™ Feeder

REEL, FLIP TOP & SLIDE TOP FEEDERS

Model RT20 Reel Top Plastic Feeder. The perfect size 20" (51 cm) - or snap two together for a 40" (102 cm) long feeder. Great for chicks and for starting turkey poults. Bright color attracts birds. Durable plastic design will not rust, dent or deteriorate in sunlight. Smooth spinning reel prevents birds from roosting over feed. Troughs nest for convenient storage. Trough is 1 3/8" (3.5 cm) high.




Model FT220 Flip Top Plastic Feeder. Bright color attracts chicks. Lightweight and strong, will not rust or dent, resists sun deterioration. Easy-open snap locks for quick filling or cleaning. Top opens and shuts thousands of times with no failure. Trough is 1 3/8" (3.5 cm) high.

Model S212, S218, S224 Slide-Top Feeders: Galvanized steel throughout...great for feed or water. Top slides off trough for easy cleaning or filling. Trough is 1 3/4" (4.4 cm) high.



Models 18J, and 24J Jiffy-Reel Feeders. Economical, made of 28 gauge galvanized steel. These feeders are designed for day-old to 6-week old chicks. Trough is 2" (5.1 cm) high.

Models 336R Deluxe Reel Feeder. Made of rust resistant 28 gauge galvanized steel with welded ends for extra strength. 1/2" (1.3 cm) flange along trough keeps birds from billing out feed. No bolts or nuts. Legs are wide to prevent tipping and removable so feeder can be set on the floor for day-old chicks. Adjustable sturdy 4 blade X-reel has turned edges to protect birds while preventing roosting. Legs are adjustable for a trough height of 3" (7.6 cm) to 4" (10 cm).



REEL, FLIP TOP & SLIDE TOP FEEDER SPECIFICATIONS

Model No.	Description	Approx. Feed Capacity	Approx. Bird Capacity	Overall Size Inches (cm)			Shipping Wt./Pack		
				W	L	H	Pack	Lbs.	(kg)
RT20	Reel Top Plastic Feeder	1.5 lbs. (.7 kg)	20	3 3/4 (9.5)	20 (50.8)	2 1/2 (6.4)	36	16	(7.3)
FT220	Flip Top Plastic Feeder	1.7 lbs. (.7 kg)	20	4 (10.2)	20 (50.8)	3 (7.6)	36	15	(6.8)
S212	12" Slide Top Feeder (14 hole)	.7 lbs. (.3 kg)	14	4 1/4 (10.8)	12 (30.5)	3 (7.6)	12	9	(4.1)
S218	18" Slide Top Feeder (22 hole)	1.0 lbs. (.5 kg)	20	4 1/4 (10.8)	18 (45.7)	3 (7.6)	12	13	(5.9)
S224	24" Slide Top Feeder (28 hole)	1.5 lbs. (.7 kg)	25	4 1/4 (10.8)	24 (61.0)	3 (7.6)	12	15	(6.9)
18J	Jiffy-Reel Feeder	1.5 lbs. (.7 kg)	10	3 3/4 (9.5)	18 (45.7)	3 1/2 (8.9)	12	9	(4.1)
24J	Jiffy-Reel Feeder	2.0 lbs. (.9 kg)	14	3 3/4 (9.5)	24 (61.0)	3 1/2 (8.9)	12	11	(5.0)
336R	Deluxe Reel Feeder	3.8 lbs. (1.7 kg)	75	4 1/2 (11.4)	36 (91.4)	7 (17.8)	4	14	(6.4)

NEW MILLENNIUM HANGING FEEDERS

Our 15 pound (6.8 kg) and 30 pound (13.6 kg) feeders have been the world's most popular hanging feeders. Newly introduced is cross linked polyethylene construction which offers a lot of advantages compared with galvanized steel...and our clean, simple designs afford our customers a better value than competing poly feeders.


Model HF30 Hanging Feeder

Big 30 lb. (13.6 kg) capacity for birds of all ages; tapered body assures good feed flow. Depth of pan 3" (7.6 cm).


Model HF30

Features our exclusive wire snap adjustment. Three positive adjustment settings permit a feed opening of 3/8" (.95 cm), 3/4" (1.91 cm) or 1 3/8" (3.49 cm). Easy to change. Ruggedness proven with over 40 years in use.

Our feeders will not rust. We use ultraviolet inhibitors. Because of our superior construction, both these feeders come with a 3-year unconditional warranty.



HEAVILY REINFORCED AT THE PRESSURE POINTS:




Handle Attachment

Adjustment Slots

Pan Attachment


Model HF15 Hanging Feeder

Designed for baby chicks to 6 weeks old; ideal for quail and other smaller fowl; tapered body prevents feed bridging. Non-adjustable feed flow. Depth of pan 1 7/8" (4.8 cm).



Model C6P Plastic Cover

Keeps birds out of either Model HF15 or HF30 feeders. 13/16" (2.1 cm) center permits S hook to attach to feeder handle.



FULLY TESTED

Before introducing our poly pans and tubes and as a part of our testing process, both feeders were filled with sand. Both feeders were suspended for four weeks. No observations at all of any distortions, stress fractures, rivets, loosening, etc., were observed. In addition, we placed both feeders in the hands of knowledgeable producers and received excellent feedback.

POLY HANGING FEEDER SPECIFICATIONS

Model No.	Description	Approx. Feed Capacity	Approx. Bird Capacity	Overall Size	Shipping Wt.		
					Pack ²	Lbs.	(kg)
HF15	Hanging Feeder	15 lbs. (6.8 kg)	100 Chicks	12" Dia x 11 1/2" H (30.5 cm) x (29.2 cm)	6	12	(5.5)
HF30	Hanging Feeder	30 lbs. (13.6 kg)	30-50 Hens	16 1/2" Dia. x 14 5/8" H (41.9 cm) x (37.1 cm)	6	23	(10.5)
C6P	Hanging Feeder Cover			10 7/8" Dia. (27.6 cm)	12	4.0	(1.8)

AUTOMATIC POULTRY TREADLE FEEDER

Weather Proof

Pest Proof

Clean, Dry Feed

Pays For Itself in Feed Savings



Feed accessed by door opening when a bird steps on spring loaded PVC steps. Very low noise. 3 adjustments for varying resistance. Start with the least resistance or by detaching the spring for no resistance for a week or so. Do not use with chicks.



Reversible Lid for filling from front or back. Place on floor or hang with slotted holes.

Transparent Feed Level Display on both sides. (shows 1/3 full)

TREADLE FEEDER SPECIFICATIONS

Model No.	Description	Approx. Feed Capacity Lbs. (kg)	Approx. Bird Capacity	Size - Inches (cm)			Pack	Shipping Wt.	
				W	D	H		Lbs.	(kg)
TF40	Treadle Feeder	40 (18.1 kg)	12 for 10 days	12(4.7)	17(6.7)*	22(8.7)	1	11(5.0)	

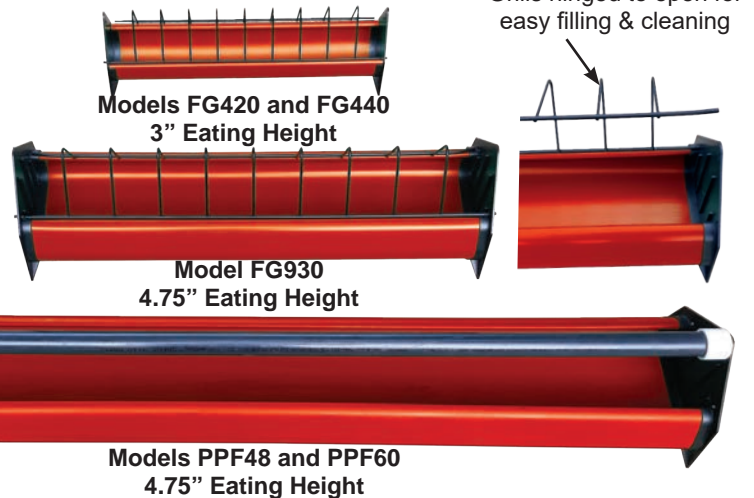
*Depth includes treadle (5"). All galvanized materials. Fully Assembled. Ships via ground package.

POLY POULTRY TROUGH FEEDERS

Time Saving Design - Easy to Fill • Easy to Clean



- Sidewalls taper in to reduce feed being billed out.
- Reel feeders with 1" PVC reels prevent roosting birds.
- UV Inhibited Poly.



POLY POULTRY TROUGH FEEDER SPECIFICATIONS

Model No.	Description	Approx. Feed Capacity Lbs. (kg)	Approx. Bird Capacity	Overall Size Inches (cm)			Pack	Shipping Wt.	
				W	L	H		Lbs.	(kg)
FG420	Feeder With Grill, 4" x 20"	3 (1.4 kg)	20 Chicks	4 (10.2)	20 (50.8)	6 (15.2)	1	1.5	(.68)
FG440	Feeder With Grill, 4" x 40"	6 (2.8 kg)	40 Chicks	4 (10.2)	40 (101.6)	6 (15.2)	1	2.5	(1.1)
FG930	Feeder With Grill, 9" x 30"	12 (5.5 kg)	60 Broilers	9 (22.9)	30 (76.2)	8 (20.3)	1	4.0	(1.8)
PPF48	Feeder With Reel, 9" x 48"	20 (9.1 kg)	90 Broilers	9 (22.9)	48 (121.9)	8 (20.3)	1	8.0	(3.6)
PPF60	Feeder With Reel, 9" x 60"	25 (11.4 kg)	120 Broilers	9 (22.9)	60 (152.4)	8 (20.3)	1	9.0	(4.1)

*All models shippable via ground package. For broilers, estimate 3" (7.6 cm) trough space per bird with enough space to accommodate 1/3 of the flock at a time.